

2022 Touring Caravan Range





8FT
WIDE

casita

Choose from 4 standard-width and 3 8ft-wide Compass Casita models.



capiro

Choose from 4 single-axle Compass Capiro models.



camino

Choose from 2 single-axle and 2 twin-axle Compass Camino models.

Introducing the all-new touring caravan range 2022 Season

The **Casita** range is fresh, exciting and delivers unbeatable value for money. Our 'Little House' truly is a home-from-home, with every luxury included whilst maintaining its lightweight advantage.

The **Capiro** range is stylish and sophisticated, with infinite appeal. This luxurious yet lightweight range of touring caravans boasts Alde's central heating system and seriously good specification – yet every model weighs less than 1500kgs MTPLM!

The award-winning **Camino** boasts head-turning looks and exciting specification. From the slick, sporty exterior to the opulent interior – no other caravan looks or feels like the Camino.

Compass

casita

- 05 Overview
- 06 Key Features
- 08 Technology
- 09 Interior Options
- 10 Layout Options

capiro

- 15 Overview
- 16 Key Features
- 18 Technology
- 19 Interior Options
- 20 Layout Options

camino

- 23 Overview
- 24 Key Features
- 26 Technology
- 27 Interior Options
- 28 Layout Options
- 30 Community
- 32 SoLiD Construction



Advanced Engineering Technology



CASITA 840



Modern. Versatile.
Lightweight.



Choose from 4 standard-width and 3 8ft-wide Compass Casita models.

The Casita range is fresh, exciting and delivers unbeatable value for money. Our 'Little House' features innovative and practical specification, style and unrivalled craftsmanship – all at an affordable price.

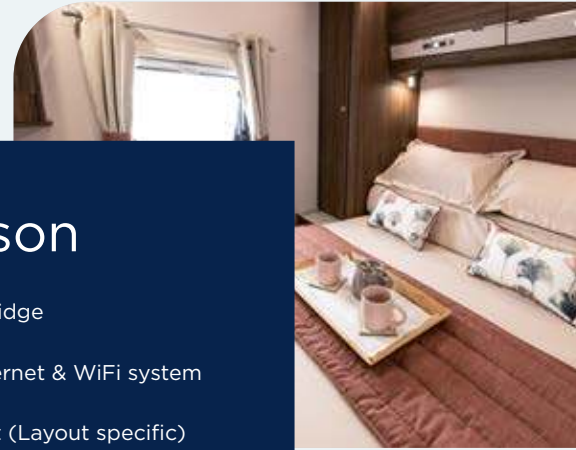
Key Features

- ✓ Retractable bed to 454, 550, 554 and 860, creating a comfortable daybed and 400mm additional floorspace during the day. Improved access when in night-time position (Transverse bed only)
- ✓ CompleteHeat Whale 4.7kW Dual-fuel space-saving heating - fast, powerful and efficient, runs on gas and/or electric with quiet night-time setting - and ducted heating throughout including bathrooms
- ✓ Fixed bed mattresses are lightweight, yet super-supportive with soft-touch Argentum+ anti-bacterial and anti-allergy technology with Silver
- ✓ Thetford K1520 MK2 Black gloss enamelled oven, grill and dual fuel hob with spark ignition and 800w electric hotplate, three gas burners with smoked glass lid
- ✓ 800W Microwave with isolation switch
- ✓ Teleco Teleplus X2/39U directional aerial
- ✓ Pioneer radio - compatible with iPhone and Android. Includes USB input, Advanced Remote Control App (your smartphone becomes the RC) and anti-theft detachable panel. Spotify and Apple Music compatible
- ✓ Stunning panoramic Sky-Scape sunroof giving a flood of natural light into the front dinette
- ✓ Large gas locker door with dual gas struts and large universal gas bottle storage
- ✓ Wide front panel and locker, with streamlined styling, inset decals and grab handles. Three opening double glazed windows
- ✓ Exclusive Tardis sports alloy wheels
- ✓ ABS rear panel with streamlined integrated rear light cluster and LED high level brake light
- ✓ LED Lighting concept throughout
- ✓ Whale Expanse dual-fuel underslung 8L water heater
- ✓ Boutique washbowl basin with click-clack plug and swan-neck mixer tap
- ✓ Spare wheel and underslung carrier
- ✓ Fully protected mains electric system with up to seven 230V sockets
- ✓ Easy clean heavy-duty vinyl flooring in Twine
- ✓ Ecocamel Orbit water-saving Halo shower head with built-in Aircore Technology

NEW FEATURES

2022 Season

- ✓ Dometic series 10 fridge
- ✓ Optional Mobile internet & WiFi system
- ✓ Optional TV bracket (Layout specific)
- ✓ New graphics
- ✓ Narbonne Oak craftsman built cabinetry with handcrafted dove-tailed drawers, 'Quiet-Close' overhead lockers with positive locking and removable shelves, contrasting Poseidon flush-fit kitchen units with Chrome inset detail
- ✓ Contemporary interior design and luxurious Rosella upholstery with ActivCare protected hi-performance, lightweight construction, with 4x co-ordinating scatter cushions as standard and 2x armrests as standard
- ✓ Taupe Grey worktops with Narbonne Oak edge, with Taupe Grey bathroom unit tops
- ✓ Kitchen upper lockers with two atmospheric downlights as standard
- ✓ Living area and bedroom mirror surrounds with atmospheric downlights as standard



CASITA 550



CASITA 554



CASITA 454



NEW CASITA 585



Smart. Stylish. Sporty.

The Whale heating in the Casita range is underslung – creating even more storage space within the caravan.

Super-efficient and easy to use, it warms even the largest models in no time. Using both gas and electric, you'll be enjoying a hot shower in just 10 minutes!

Other practical technology includes ActivCare upholstery for optimum comfort with wipe-clean fabric inside and super-tough StrongLite aluminium exterior.



All Casita caravans are built with fully-bonded SoLiD construction



All Casita caravans come with 10 Year Water Ingress & Body Integrity Warranty



CompleteHeat

Adaptive and intuitive, the CompleteHeat system by Whale is ultra-powerful, giving instant results.

easy to use

hot water in 5mins

40% faster heat up time

grade III thermal insulation

increased internal space

quiet night

More Technology Features

- ✓ AL-KO galvanised steel chassis with AL-KO AKS 3004 stabiliser and ATC Trailer Control System for smooth towing performance and exceptional stability. The AL-KO system comes with shock absorbers and receiver for optional AL-KO wheel locks, plus AL-KO Euro over-run device with 2-way assisted handbrake
- ✓ Whale iVan® touchscreen intuitive control panel - improved, easy to use and pre-programme, with 'at-a-glance' status reports
- ✓ Highflow submersible pump with Whale IC intelligent controller and inline filter
- ✓ GRP underskin to caravan floor providing a water resistant barrier
- ✓ Revolutionary StrongLite high-strength aluminium one-piece sides, in Carrara White. Up to 40% stronger and 30% lighter
- ✓ 100% LED interior lighting, saving up to 80% battery consumption
- ✓ Balanced wheels for even wear and better fuel consumption



Pretty. Practical. Protected.

Change the look and feel of your Casita with a choice of interior soft furnishings.

The Rosella upholstery is standard on the Casita range and is supplied with 4x co-ordinating scatter cushions and 2x armrest cushions as standard.

Alternatively, you can opt for fabric schemes from our other Compass caravan ranges in your Casita. Whichever fabric you choose, you can also opt for wraparound seating in the front lounge. This option allows you to keep the chest of drawers, so you can switch up the layout as you like! (excl. L-shape 454)



ActivCare® Technology
All fabric ranges benefit from ActivCare premium quality stain free technology.

STANDARD: ROSELLA FABRIC UPHOLSTERY




OPTIONAL: MONTANA FABRIC



OPTIONAL: BELLUCCI FABRIC (WITH PETFRIENDLY TECHNOLOGY)



OPTIONAL: CO-ORDINATED BEDDING SET AVAILABLE



OPTIONAL: HYPNOS MATTRESS UPGRADE



Please refer to the full price list for details of all options.

Modern. Lightweight. Versatile.

Choose from 7 exceptional Casita models, all available from your nearest approved Compass Caravan Retailer.



Detailed 360 Tours of every model online now www.elddis.co.uk



Find your perfect caravan and Get Your Quote at www.elddis.co.uk

454

2 Berth
Single Axle



The bright and spacious L-shaped lounge is designed for total relaxation

Pop up the table and you're all set for dinner or entertaining family and friends.

550

4 Berth
Single Axle



The Casita 550 is a great lightweight island bed single-axle model.

This model features a separate bathroom and shower cubicle amidships, which can be sectioned off to create en-suite facilities.

554

4 Berth
Single Axle

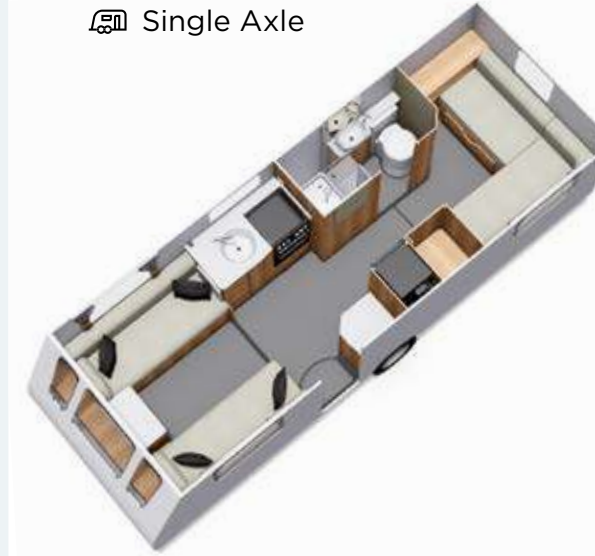


The Casita 554 is a hugely popular single-axle layout with retractable transverse island bed and rear bathroom.

The Casita 554 features a beautifully stylish and spacious end-bathroom / dressing area.

New 585




5 Berth
Single Axle



A brand new layout for 2022 Season, the Casita 585 is a flexible, family friendly caravan.

The front lounge has parallel seating - perfect for mealtimes - and converts to a sizeable double bed. The L-Shape rear lounge is the perfect space for the kids to call their own. The rear lounge can be made into a double bed, with or without the pop-up bunk above, or can be used as a single bed with pop-up bunk. Alternate, depending on who you're travelling with!

840




 6 Berth
 Twin Axle
 8ft-wide

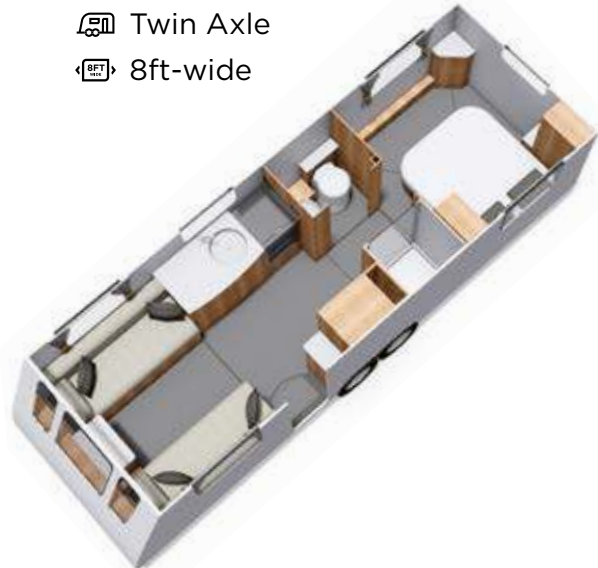


The 840 layout is highly versatile and incredibly spacious.

The U-shaped dinette converts to a double bed at night and the huge front lounge makes an enormous bed, too. The rear 'French' double bed completes the hat-trick, whilst a family-sized bathroom and kitchen provide all mod-cons.

860




 4 Berth
 Twin Axle
 8ft-wide



The 860 layout features a bright and airy rear bedroom, with transverse retractable bed.

The bedroom is separated from the vast living area by the shower room and vanity - which can be used either as a couple's en-suite or a family bathroom.

868

 6 Berth
 Twin Axle
 8ft-wide



The rear of the Casita 868 is dedicated to sleeping soundly with a fixed 'French' double bed and two spacious bunk pods.

The bathroom and separate shower close from both the rear bedroom and front of van - creating en-suite flexibility. The front lounge also transforms into a large double bed.

CASITA 868



CASITA 868



CASITA 860



CASITA 840



CASITA 840



<< **8FT** >>
 WIDE

Layout Options

8ft wide Casita models offer unparalleled space and unique layouts, making the most of the extra space in every way!



CAPIRO 550



capiro

Sophisticated. Luxurious.
Lightweight.



Choose from 4 single-axle Compass Capiro models.

This luxurious yet lightweight range of touring caravans boasts Alde's central heating system and seriously good specification - yet every model weighs less than 1500kgs MTPLM! Capiro boasts an abundance of features as standard. You can have it all...and at a surprisingly affordable price!

Key Features

- ✓ AL-KO galvanised steel chassis with AL-KO AKS 3004 stabiliser and ATC Trailer Control System for smooth towing performance and exceptional stability. The AL-KO system comes with shock absorbers and receiver for optional AL-KO wheel locks, plus AL-KO Euro over-run device with 2-way assisted handbrake
- ✓ Retractable bed to 554 and 550, creating a comfortable daybed and 400mm additional floorspace during the day. Improved access in night-time position (Transverse bed only)
- ✓ 1400 x 440 Large Heki Lux Stargazer rooflight incorporating pleated blind and flyscreen
- ✓ Thetford K1520 MK2 Black gloss enamelled oven, grill and dual fuel hob with spark ignition and 800W electric hotplate, three gas burners with smoked glass lid.
- ✓ Linear Stainless Steel sink, with removable sink cover/chopping board and drainer
- ✓ External gas barbecue point with Easy-Slide chariot-style socket
- ✓ Teleco Teleplus X2/39U directional aerial
- ✓ External satellite point, 12V outlet with solar panel connectivity, aerial point and 230V external socket
- ✓ Feature shelf unit (selected models)
- ✓ GRP underskin to caravan floor providing a water resistant barrier
- ✓ Exterior access locker door with 230v socket
- ✓ Pioneer radio - compatible with iPhone and Android. Includes USB input, Advanced Remote Control App (your smartphone becomes the RC) and Anti-theft detachable panel. Spotify and Apple Music compatible
- ✓ Alarm system with PIR (Passive Infra Red) and leg sensor
- ✓ Balanced wheels for even wear and better fuel consumption
- ✓ Stunning panoramic Sky-Scape sunroof giving a flood of natural light into the front dinette
- ✓ Wide front panel and locker, with streamlined styling, inset decals and grab handles. Three opening double glazed windows
- ✓ ABS rear panel with streamlined integrated rear light cluster and LED high level brake light
- ✓ Exclusive Tardis sports alloy wheels
- ✓ LED Lighting concept throughout
- ✓ Quality and craftsmanship in every detail, including traditional dove-tailed drawers
- ✓ Ecocamel Orbit water-saving Halo shower head with built-in Aircore Technology
- ✓ Concealed feature lighting under kitchen work tops
- ✓ 800W Microwave



All Capiro caravans are built with fully-bonded SoLiD Construction

NEW FEATURES

2022 Season

- ✓ Dometic series 10 fridge
- ✓ Optional Mobile internet & WiFi system
- ✓ Optional TV bracket (Layout specific)
- ✓ New graphics
- ✓ Narbonne Oak craftsman built cabinetry with handcrafted dove-tailed drawers, 'Quiet-Close' overhead lockers with positive locking and removable shelves, contrasting Poseidon flush-fit kitchen units with Chrome inset detail
- ✓ Contemporary interior design and luxurious Montana upholstery with ActivCare protected hi-performance, lightweight construction, with 4x co-ordinating scatter cushions as standard and 4x armrests as standard
- ✓ Durable Taupe Grey smooth-finish worktops with Taupe brushed-effect Acrylic edging in kitchen and co-ordinating bathroom unit tops
- ✓ Removable luxurious loose fit Stainclear carpet in Hebblestone Twist in Pewter
- ✓ Drop down clothes airer/dryer rail fitted as standard to shower cubicles (Model specific)
- ✓ New shaped bedding construction



CAPIRO 520



CAPIRO 574



CAPIRO 574



CAPIRO 550



Stylish. Sleek. Sophisticated.

The Alde 24hr programmable central heating in the Capiro range ensures the perfect temperature, all year round.

Hot showers are assured, of course, and they go further with the water-saving Ecocamel Orbit shower. Our mattresses and seating give the ultimate support, whether lounging or sleeping and ActivCare fabric keeps your Capiro looking as good as new, as any spills simply wipe clean with water.



All Capiro caravans are built with fully-bonded SoLiD construction



All Capiro caravans come with 10 Year Water Ingress & Body Integrity Warranty



- ✓ Alde 24-hr multi-programmable central and water heating system. Runs on gas, electric (up to 3.15kW) or both with new easy-to-use LCD touchscreen control with night-time display setting. Now with automotive-standard Glycol G13 Antifreeze coolant
- ✓ ALDE Load Monitor (allows you to programme the max 230V current to prevent you exceeding the site's electrical capacity)
- ✓ LCD display control panel, monitors battery levels

More Technology Features

- ✓ GRP underskin to caravan floor providing a water resistant barrier
- ✓ 100% LED interior lighting, saving up to 80% battery consumption
- ✓ Fully protected mains electric system with up to eight 230V sockets
- ✓ Exterior access locker door with 230V socket



Tailored. Inviting. Homely.

Change the look and feel of your Capiro with a choice of interior soft furnishings.

The Montana upholstery is standard with Capiro and is supplied with 4x co-ordinating scatter cushions and 4x armrest cushions as standard.

Alternatively, you can opt for fabric schemes from our other Compass caravan ranges in your Capiro. Whichever fabric you choose, you can also opt for wraparound seating in the front lounge. This option allows you to keep the chest of drawers, so you can switch up the layout as you like!



ActivCare® Technology
All fabric ranges benefit from ActivCare. Premium quality stain free technology.

STANDARD: MONTANA FABRIC UPHOLSTERY



OPTIONAL: ROSELLA FABRIC



OPTIONAL: BELLUCCI FABRIC (WITH PETFRIENDLY TECHNOLOGY)



OPTIONAL: CO-ORDINATED BEDDING SET AVAILABLE



OPTIONAL: HYPNOS MATTRESS UPGRADE



Refined. Luxurious. Lightweight.

Choose from 4 exceptional Capiro models, all available from your nearest approved Compass Caravan Retailer.



Detailed 360 Tours of every model online now www.elddis.co.uk



Find your perfect caravan and Get Your Quote at www.elddis.co.uk

520

2 Berth
Single Axle



Designed for two, the front lounge can be used as two single beds or made up as a super-size double.

Amidships is a beautifully spacious kitchen with sideboard and further storage. The rear boasts one of our most spacious bathroom yet, with separate shower cubicle, dressing room and copious wardrobe and storage space.

550

4 Berth
Single Axle



Always popular, this classic island bed layout continues in the 2022 Season.

With the bathroom located amidships creating an en-suite style room the Capiro 550 looks and feels luxurious. The island bed retracts in daytime mode and is flanked by wardrobes and windows either side.

554

4 Berth
Single Axle



A best-selling layout, the transverse island bed layout benefits from a full-width rear bathroom.

Creating a bright open feel accentuated by the Sky-Scape panoramic front window and Stargazer rooflight, it's easy to appreciate the 554's appeal.

574

4 Berth
Single Axle



With super-comfortable beds at the rear and the central bathroom, this layout works equally well for couples, families or those who like the option of travelling with friends!

The bathroom can be sectioned off to create a couple's en-suite or a family bathroom - the best of both worlds.



CAMINO 650



Innovative. Inspiring.
Discerning.



Choose from 2 single-axle and 2 twin-axle Compass Camino models.

The award-winning Camino boasts head-turning looks and exciting specification. Boasting innovation in every detail and offering unique and high level specification as standard, with space and practicality in abundance. This is the first and only choice for all serious caravanners!

Key Features

- ✓ AL-KO chassis with AKS 3004 stabiliser, Euro over-run device and ATC Trailer Control System for smooth towing performance and exceptional stability. The AL-KO system comes with shock absorbers and 'Big Feet' heavy duty corner steadies as standard, plus 2-way assisted handbrake
- ✓ Aero Privacy flush-fit double-glazed side windows with night ventilation position, pleated blinds and flyscreens
- ✓ Fixed bed mattresses are lightweight, yet super-supportive with soft-touch Argentum+ anti-bacterial and anti-allergy technology with Silver
- ✓ 1400 x 440 Large Heki Lux Stargazer rooflight incorporating pleated blind and flyscreen, with stylish surround and independently switched integrated downlights
- ✓ Thetford K1520 MK2 Black Gloss oven, grill and dual-fuel hob with spark ignition and 800W electric hotplate, three gas burners with smoked glass lid, additional oven shelf and interior light
- ✓ TRACKER® Thatcham Cat 7 approved tracker (includes first 12 months subscription)
- ✓ External satellite point, 12V outlet with solar panel connectivity, aerial point and 230V external socket
- ✓ Teleco Teleplus X2/39U directional aerial
- ✓ Multi-speed omnivent (extracts and blows air)
- ✓ LED large awning light with drip deflector above door, plus additional offside services light
- ✓ AL-KO Diamond Standard Secure wheel lock (single axle models include one wheel lock, twin axle models include two wheel locks and an AL-KO side mounted jack)
- ✓ Pioneer radio - compatible with iPhone and Android. Includes USB input, Advanced Remote Control App (your smartphone becomes the RC) and anti-theft detachable panel. Spotify and Apple Music compatible
- ✓ Stunning panoramic Sky-Scape sunroof giving a flood of natural light into the front dinette
- ✓ Large White gas locker door with Silver trim, with dual gas struts and large universal gas bottle storage
- ✓ Exclusive Tardis sports alloy wheels with wheel spats
- ✓ Soft close fittings to all drawers and side hung doors
- ✓ Stylish low level LED lighting
- ✓ Fully lined domestic style shower cubicles with LED lighting
- ✓ Drop down clothes airer/dryer in shower cubicles (except 550)
- ✓ Ecocamel Orbit water-saving Halo shower head with built-in Aircore Technology

NEW FEATURES

2022 Season

- ✓ Dometic series 10 fridge
- ✓ Domestic style kitchen tap
- ✓ Kitchen splashback design
- ✓ Optional Mobile internet & WiFi system
- ✓ Optional TV bracket (Layout specific)
- ✓ Wireless charger with 2x USB outlets
- ✓ New graphics
- ✓ Narbonne Oak craftsman built cabinetry with handcrafted dove-tailed drawers, 'Quiet-Close' overhead lockers with positive locking and removable shelves, contrasting Poseidon flush-fit kitchen units with Chrome inset detail
- ✓ Sumptuous Bellucci with ActivCare+ Pet Friendly protected upholstery in hi-performance, lightweight construction, with 4x co-ordinating scatter cushions as standard and 4x armrests as standard



CAMINO 650



CAMINO 554



CAMINO 550 IN OPTIONAL LEATHER



CAMINO 660



Considered. Class-leading. Innovative.

Camino boasts a huge array of specification that is not just stylish – but smart too! Alde programmable central heating – with a handy Load Limiter so you’ll never ‘trip out’, on board water tanks and home-from-home facilities.

The interior design not only looks fabulous, it is also family and pet-friendly, so you can keep your Camino clean, even if they aren’t!



All Camino caravans are built with fully-bonded SoLiD construction

10 / TEN YEAR WATER INGRESS & BODY INTEGRITY WARRANTY

All Camino caravans come with 10 Year Water Ingress & Body Integrity Warranty



- ✓ Alde 24-hr multi-programmable central and water heating system. Runs on gas, electric (up to 3.15kW) or both with new easy-to-use LCD touchscreen control with night-time display setting. Now with automotive-standard Glycol G13 Antifreeze coolant.
- ✓ ALDE Load Monitor (allows you to programme the max 230v current to prevent you exceeding the site's electrical capacity)
- ✓ LCD display control panel, monitors battery and water levels

More Technology Features

- ✓ Revolutionary StrongLite high-strength aluminium one-piece sides in Azure Blue. Up to 40% stronger and 30% lighter
- ✓ GRP underskin to caravan floor providing a water resistant barrier
- ✓ Wastemaster as standard
- ✓ Aquasource waterline for direct connection to mains supply
- ✓ 40L Onboard water tank giving 80L of continuous water supply (using water source auto changeover)
- ✓ 100% LED interior lighting, saving up to 80% battery consumption



Sumptuous. Supportive. Stylish.

Change the look and feel of your Camino with a choice of interior soft furnishings.

The Bellucci upholstery is standard with Camino and is supplied with 4x co-ordinating scatter cushions and 4x armrest cushions as standard.

Alternatively, you can opt for fabric schemes from our other Compass caravan ranges in your Camino. Whichever fabric you choose, you can also opt for wraparound seating in the front lounge. This option allows you to keep the chest of drawers, so you can switch up the layout as you like!



ActivCare® Technology
All fabric ranges benefit from ActivCare. Premium quality stain free technology




PetFriendly Technology
Camino's standard Bellucci fabric is also designed to be PetFriendly. Fabric has anti-allergen technology and is anti-snag - keeping your Camino looking its best!



STANDARD: BELLUCCI PETFRIENDLY FABRIC UPHOLSTERY



OPTIONAL: BELLUCCI LEATHER UPHOLSTERY




OPTIONAL: ROSELLA FABRIC UPHOLSTERY



OPTIONAL: MONTANA FABRIC UPHOLSTERY



OPTIONAL: CO-ORDINATED BEDDING SET AVAILABLE



OPTIONAL: HYPNOS MATTRESS UPGRADE



Please refer to the full price list for details of all options.

Innovative. Inspiring. Discerning.

Choose from 4 exceptional Camino models – all available from your nearest approved Compass Caravan Retailer.



Detailed 360 Tours of every model online now www.elddis.co.uk



Find your perfect caravan and Get Your Quote at www.elddis.co.uk

550

4 Berth
Single Axle



The Camino 550 is a single-axle model with retractable island bed

This model features a separate bathroom and shower cubicle amidships which can be sectioned off to create en-suite facilities or a family bathroom – depending on your needs.

554

4 Berth
Single Axle



The Camino 554 is a single axle model with retractable transverse bed.

It also consists of a luxurious end bathroom to the rear. A popular option for couples and families alike.

650

4 Berth
Twin Axle



The twin-axle Camino 650 boasts a sumptuous L-shaped lounge with dedicated entertainment centre and 32” TV.

The lounge converts to a comfortable double bed at night. At the rear is a bright and spacious double bedroom, with retractable bed. The 650 is equipped with a split-style washroom configuration, which can be used as an en-suite or family bathroom.

660

4 Berth
Twin Axle



The Camino 660 is a twin-axle model with retractable transverse bed at the rear and superbly spacious lounge up-front, separated by luxurious washroom and shower room amidships.

This central area can be closed off from both the bedroom and from the living area, creating a true en-suite layout. A flexible option for couples and families alike.

Explore the world. Feel the thrills. Share the joy.

For all the latest Compass news, views, videos, reviews and holiday inspiration follow us on Social Media:



@_Elddis_



@ElddisCompassBuccaneerXplore



@elddis_compass_buccaneerxplore





TECHNOLOGY PARTNERS



The most advanced technology used in touring caravan engineering.



Strong

SoLiD Construction means our caravans offer industry leading integrity and rigidity.



Light

Fully bonded construction enables lighter vehicles which improves fuel consumption.



Dry

Waterproof joints and 95% fewer exterior screws create an impenetrable water barrier.



The first and only fully-bonded construction system for touring caravans. SoLiD Construction uses a chemical bonding process which is used in Formula 1, aircraft and marine construction.

Find out more by visiting www.elddis.co.uk/about



Compass

10 / TEN YEAR WATER INGRESS & BODY INTEGRITY WARRANTY

Our Suppliers



Every one of our leisure vehicles proudly carries the NCC approved badge of quality. Elddis, Compass, Xplore and Buccaneer are trademarks of Erwin Hymer Group UK Ltd. Company Registration No. 02433663 England & Wales.

This brochure does not constitute an offer by Erwin Hymer Group UK Ltd. Erwin Hymer Group UK Ltd reserves the right to, and does alter from time to time, technical specifications, prices and model ranges as materials, model improvements and conditions require, and can accept no responsibility for discrepancies between these and subsequent models shown. This brochure is for guidance purposes only. Please be sure to check our full current and technical specifications with your retailer before placing your order. Please note that Approved Retailers are not the agents of Erwin Hymer Group UK Ltd. Accordingly they have no authority to bind Erwin Hymer Group UK Ltd or to make any representation or undertaking whatsoever on behalf of Erwin Hymer Group UK Ltd. Props shown in this brochure are for photographic purposes only and are not included in the specification. Bed covers and additional scatter cushions shown are for demonstration purposes only, similar co-ordinating sets are available to purchase from your Erwin Hymer Group UK Ltd retailer. Elddis, Compass, Xplore and Buccaneer products are covered against water ingress damage for 10 years from the original date of purchase of a new product. This applies to water ingress through any permanently sealed seam joints. If you purchase this vehicle as a used vehicle it may be possible to transfer the unexpired term of the warranty cover (up to a maximum of six years commencing at the original date of purchase from new). Full Terms and Conditions, including service intervals and exclusions can be found on the Elddis website www.elddis.co.uk or by telephoning Erwin Hymer Group UK Ltd Customer Care Team.



This isn't the end...
it's the beginning of a
brand new adventure!

Choose Compass and you join a growing community of caravanning friends. Join in and share your news, views and tips on one (or all!) of our Social Media channels.

#FunStartsHere



@_Elddis_



@ElddisCompassBuccaneerXplore



@elddis_compass_buccaneerxplore



10 / TEN YEAR WATER INGRESS &
BODY INTEGRITY WARRANTY